

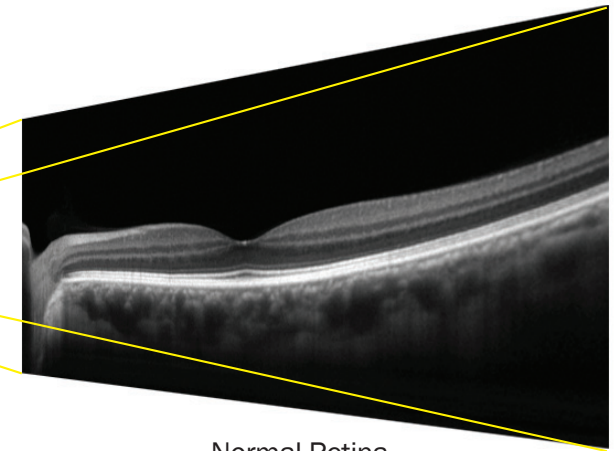
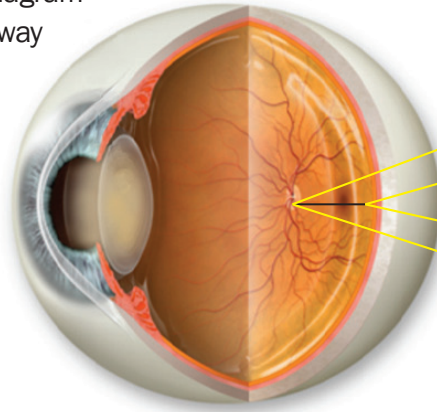
Early Detection is Crucial

Sight threatening diseases such as glaucoma, macular degeneration, diabetic retinopathy and others often have **no outward signs or symptoms in early stages**, which is why eye exams, including a thorough retinal evaluation, are so important to protect vision.

Detect eye disease **NOW**
when it is **most treatable**.

Now there is an opportunity to detect signs of vision threatening disease earlier with a new breakthrough technology called Spectral Domain Optical Coherence Tomography (SD-OCT). As the most important development in eye care in the last decade, this **advanced technology** can help detect potential vision threatening diseases in their early stages when they are most treatable.

Eye Diagram
Cut-away



Normal Retina

iWellnessExam SD-OCT

Like an MRI of the eye, but totally painless and taking only seconds to perform, the iWellnessExam™ provides **high definition cross sections of your retina** which can reveal ocular anatomy and signs of disease in exquisite and stunning detail. The iWellnessExam technology allows your doctor to see with **unprecedented clarity** what is invisible with traditional examination methods.

iWellnessExam
Committed to Your Vision

Common eye diseases that can be detected with regular iWellness exams

Diabetic Retinopathy is damage to the blood vessels in the retina caused by complications of diabetes mellitus.¹ It is a leading cause of blindness and affects 80% of all patients who have had diabetes for 10 years or more.²

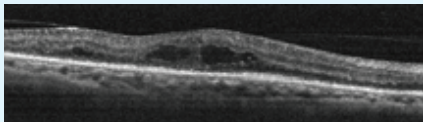


Normal Vision




Your vision with DR

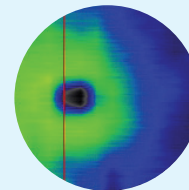
iWellnessExam
Retinal
Cross Section



Glaucoma is a disease in which the nerve fibers suffer damage,³ permanently impacting vision in the affected eye(s) and progressing to blindness if untreated. It usually develops without obvious symptoms and is called the “sneak thief of sight.” There are 2.29 million American adults with glaucoma, yet 2 million more are estimated to have the disease and do not know it.⁴



Your vision with glaucoma



iWellnessExam Ganglion Cell
Complex Thickness Map

Macular Degeneration is an eye disorder that damages the center of the retina (macula), making it difficult to see fine details. It is caused by damage to the area around blood vessels that supply the macula and is a leading cause of vision loss for Americans age 55 and older.⁴



Your vision with AMD

iWellnessExam
Retinal
Cross Section

